




# Spring Dimensions and Specifications

---

Bawa Trailer Parts

*Version 1.0*

 07 3277 5349

 [bawatrailerparts@gmail.com](mailto:bawatrailerparts@gmail.com)

 [bawatrailerparts.net.au](http://bawatrailerparts.net.au)



---

# Contents:

**Page 2** – *Parabolic Springs*

**Page 3** – *Slipper Springs*

**Page 4** – *Eye to Eye Springs*

**Page 5** – *Off Road Rebound Springs*

**Page 6** – *Rocker Roller Springs*


**Page 7** – *Rocker Roller Springs*

---



## Parabolic Springs:

Our single leaf Parabolic Springs are our smallest style of spring but don't let their size fool you. These springs provide a lightweight but effective job for your trailer!



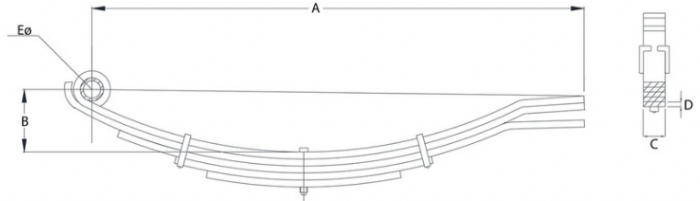
CODE	THICKNESS (D)	CAPACITY PER PAIR	EYE TO BOLT (mm)	A (mm)	B (mm)	C (mm)
PS13D	13mm	600kg	370	755	150	45
PS15D	15mm	1000kg	370	755	150	45
PS18D	18mm	1400kg	370	755	150	45

*\*Please note that at the time of publishing this version of this document, we currently only provide these springs in a Dacromet finish. Please contact us directly to check availability of 'painted' finish.*



## Slipper Springs:

One of the most common springs because they are perfect for most everyday trailers! They are very easy to install and very reliable!

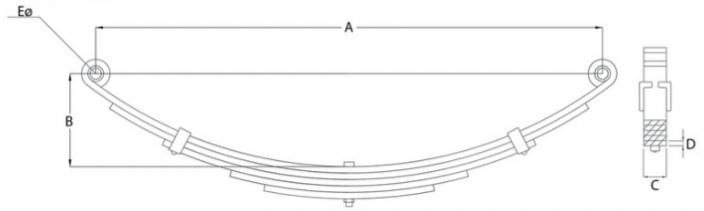


CODE	CAPACITY PER PAIR	LEAF	EYE TO BOLT (mm)	A (mm)	B (mm)	C (mm)	D (mm)	E (mm)
S3P/S3D	600kg	3	330	770	150	45	6	13
S4P/S4D	800kg	4	330	770	150	45	6	13
S5P/S5D	900kg	5	330	770	150	45	6	13
S6P/S6D	1000kg	6	330	770	150	45	6	13
S7P/S7D	1200kg	7	330	770	150	45	6	13
S9P/S9D	1400kg	9	330	770	150	45	6	13
S3D45x8	800kg	3	330	710	110	45	8	-
S4D45x8	1000kg	4	330	710	110	45	8	-
S5D45x8	1250kg	5	330	710	110	45	8	-
S6D45x8	1400kg	6	330	710	110	45	8	-
S7D45x8	1600kg	7	330	710	110	45	8	-
S760P	1400kg	7	330	770	150	60	6	17
S860P	1800kg	8	330	770	150	60	6	17
S960P	2000kg	9	330	770	150	60	8	17



## Eye to Eye Springs:

As popular as the spring before, our Eye to Eye springs provide a similar reliable and easy to install reputation!

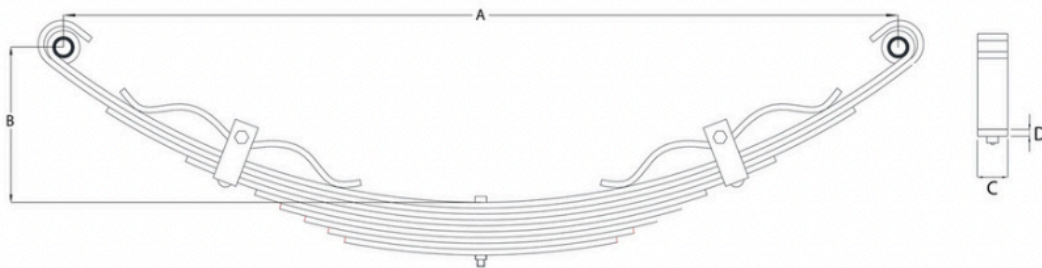


CODE	CAPACITY PER PAIR	LEAF	EYE TO BOLT (mm)	A (mm)	B (mm)	C (mm)	D (mm)	E (mm)
S4PEE45	1000kg	4	-	630	-	45	8	12
S5PEE45	1200kg	5	355	710	130	45	8	12
S6PEE45	1400kg	6	355	710	130	45	8	12
S7PEE45	1500kg	7	355	710	130	45	8	12
S8PEE45	1600kg	8	355	710	130	45	8	12
S5DEE45	1200kg	5	355	710	130	45	8	12
S6DEE45	1400kg	6	355	710	130	45	8	12
S7DEE45	1500kg	7	355	710	130	45	8	12
S8DEE45	1600kg	8	355	710	130	45	8	12
S5PEE60	1050kg	5	293	686	114	60	6	16
S6PEE60	1300kg	6	293	686	114	60	6	16
S7PEE60	1400kg	7	293	686	114	60	6	16
S8PEE60	1500kg	8	293	686	114	60	6	16



## Off Road Rebound Springs:

Looking for something a bit more heavy duty? Our Off Road Rebound Springs provide a more durable alternative when you're looking for something to assist you on long journeys with a heavier load!

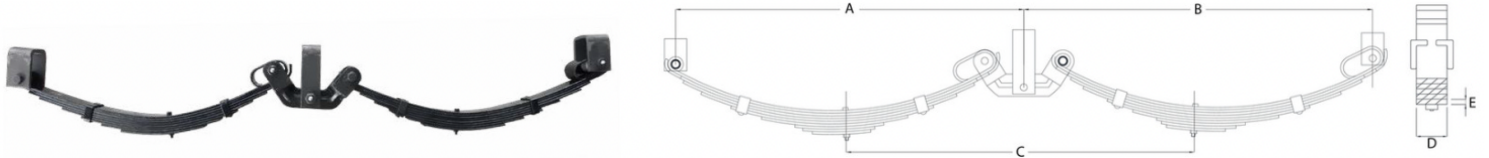


CODE	CAPACITY PER PAIR	LEAF	EYE TO BOLT (mm)	A (mm)	B (mm)
ORSS05/D	1100kg	5	420	841	165
ORSS07/D	1500kg	7	420	841	165
ORSS09/D	2000kg	9	420	841	165
ORSS10/D	2500kg	10	420	841	165



## Rocker Roller Springs:

A very common and reliable option for all tandem trailers! With easy set up and straight forward mounting, we can tell why they're so popular!

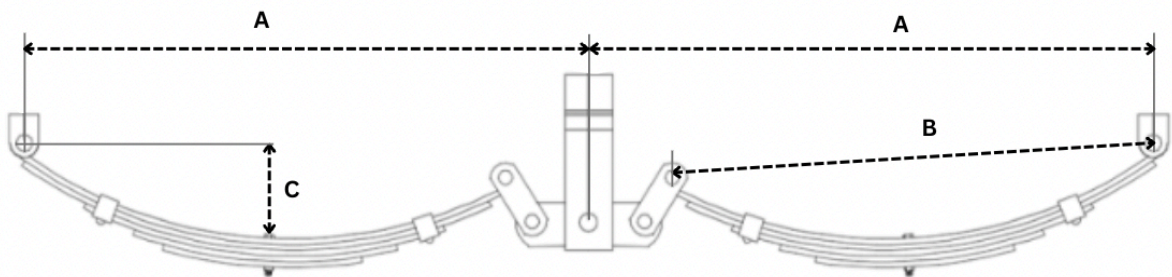


CODE	CAPACITY PER PAIR	LEAF	WHEEL SIZE	A (mm)	B (mm)	C (mm)	D (mm)	E (mm)
S5RRP	2000kg	5	14"	788	788	785	60	6
S6RRP	2500kg	6	14"	788	788	785	60	6
S7RRP	3000kg	7	14"	788	788	785	60	6
S7RRCP	3000kg	7	15/16"	788	788	888	60	6
S8RRP	3500kg	8	14"	788	788	785	60	6
S8RRCP	3500kg	8	15/16"	788	788	888	60	6
S9RRP	4000kg	9	14"	788	788	785	60	6
S9RRCP	4000kg	9	15/16"	788	788	888	60	6
S9RRCP8	4500kg	9	15/16"	788	788	888	60	8
S5RRD	2000kg	5	14"	788	788	785	60	6
S6RRD	2500kg	6	14"	788	788	785	60	6
S7RRD	3000kg	7	14"	788	788	785	60	6
S7RRCD	3000kg	7	15/16"	788	788	888	60	6
S9RRD	4000kg	9	14"	788	788	785	60	6
S9RRCD	4000kg	9	15/16"	788	788	888	60	6



## Tandem Rocker Springs:

A slightly different design than the springs before but providing a good option for your tandem trailer. Unlike the before, which has a fixed centre arm, this rocker arm allows more movement!



CODE	CAPACITY PER PAIR	LEAF	FINISH	A (mm)	B (mm)	C (mm)
S5RAP	2000kg	5	Black	810	685	120
S6RAP	2500kg	6	Black	810	685	120
S7RAP	3000kg	7	Black	810	685	120
S8RAP	3500kg	7	Black	810	685	120
S9RAP	4000kg	8	Black	810	685	120